



Engine

DLE111

使用说明书
USER MANUAL

⚠ 该发动机并非玩具，请特别注意安全，由此引起的所有安全问题我们将不予负责；
为了您更好地使用该产品，请您在使用前仔细阅读说明书。

This engine is not toy. For your own safety, please read the manual carefully before operation. DLE is not responsible for all injuries result from the use.

一、安全 (SAFETY INSTRUCTIONS)

1、使用前请仔细检查螺旋桨、发动机架等相关部位，保证螺丝、螺母不松动，安装时最好使用螺纹胶（如：LOCTITTE 242）固定螺丝、螺母。

Before start the engine, please make sure the propeller and the engine mount are securing and tight. Any looseness on the Screws and bolts is not allowed. We strongly suggest that the screw sealant is used (such as LOCTITTE 242) while you are installing the engine.

2、请注意：如果要在试车台上磨合或测试发动机，必须有很好的减震装置，否则可能导致发动机部分零件的损坏，最好把发动机安装在飞机上进行磨合。

In the Break-in period, We suggest that the engine is running on the plane or a test bed with qualified shock absorber. Otherwise the vibration will rebound back to the engine and serious damages may happen during the period.

3、发动机在运行时，任何人不许在螺旋桨旋转平面前的位置。

For your safety, Please do not stand in front of the propeller when the engine is running.

二、发动机数据: (TECHNICAL DATA OF THE ENGINE)

1、性能: (Performance)

11.2HP/7500rpm (11.2HP/7500rpm)

怠速: 1400 rpm/分钟 (Idle Speed: 1400 rpm/min.)

拉力25.5Kg/海拔100米 (25.5Kg Pulling Force / 100 Meters Altitude)

拉力22.3Kg/海拔1800米(22.3Kg Pulling Force / 1800 Meters Altitude)

适用螺旋桨规格: 27×10; 也可以试用其他规格的螺旋桨, 比如: 26×12; 28×10
(The specification of the aircraft propeller: 27×10. Various propellers can also be used, for example: 26×12; 28×10)

适用火花塞型号(the type of the sparking plug): NGK CM6

2、参数: (Parameter)

排量(Exhaust Amount) : 111.2cm³

缸径×行程(diameter × stroke) : 45mm×35mm

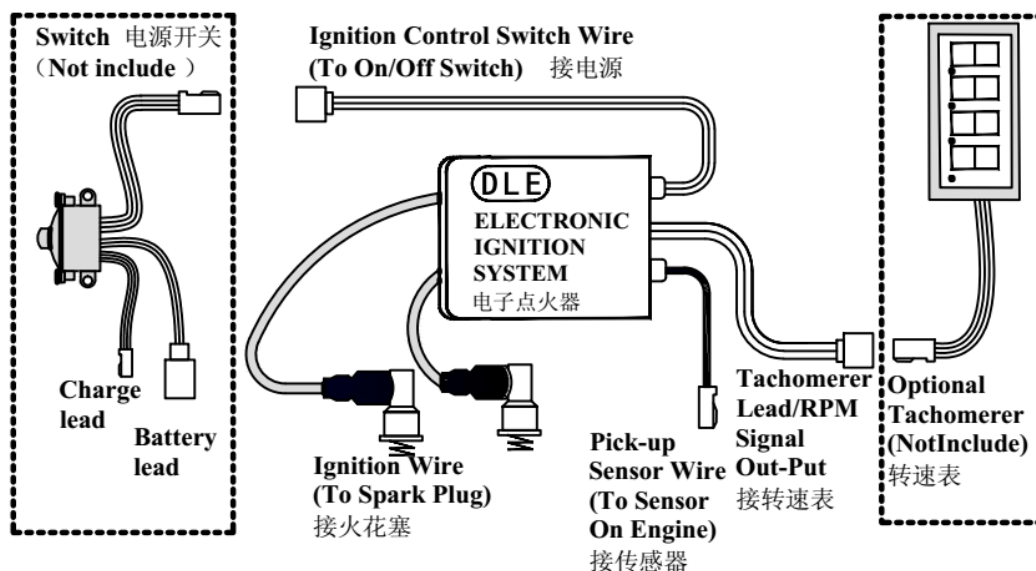
压缩比(Ratio of compression): 7.6: 1

润滑比(Ratio of lubricating capacity): 30:1

重量: 主机2500克; 总重 2870克

Net weight: 2500g; Gross weight: 2870g

3、点火器工作电压 (Ignition volt): 4.8~14V

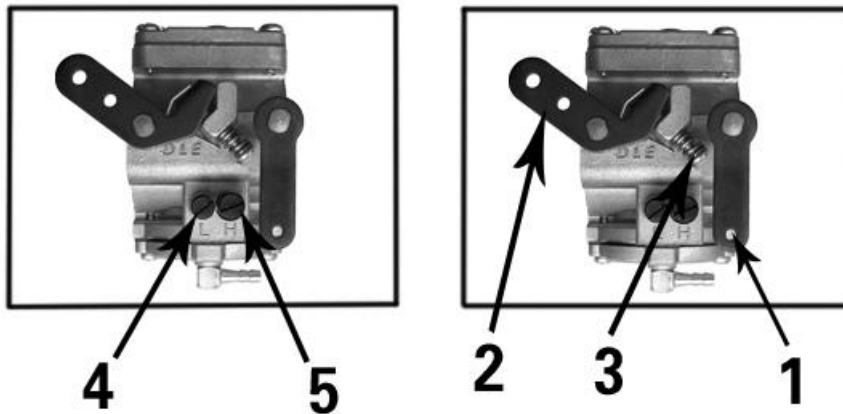


三、发动机的调整(ADJUSTMENT OF THE ENGINE)

1、每台发动机出厂时都经过了初步调整，用户可以直接使用。但各地区的海拔高度将会影响化油器的正常工作，化油器油针可能需要进行微调才能达到最佳的工作位置。

Every engine has been preset before ex-factory; it can be used directly by the customers. However, altitudes will influence the performance of carburetor, to obtain the best output of DEL engines, slight adjustment at the carburetor is very necessary.

2、功能及调整 (Functions and Adjustments)



(1)、风门，冷启动时使用；Choke Arm

(2)、油门；Throttle；

(3)、怠速调节螺丝；Idle Adjustment Screw；

(4)、低速油针；Low-speed Needle；

(5)、高速油针；High-speed Needle；

- 调整：顺时针转动怠速螺丝将增大怠速转速，同时要配合低速油针一起调整，顺时针转动油针为减少油量，（调整时把油针拧到底再退回，出厂位置，L低速油针1.5圈，H高速油针1.25圈）最好使用转速表来调整，使发动机达到最高转速，加减速顺畅为最佳。
- ADJUSTMENT: Turn the Idle Adjustment Screw (See No.3) clockwise will increase the idle speed. Meanwhile, turn the Low-speed Needle (See No.4) clockwise to reduce the oil. Normally, screw the needle to the fully stop/closed position and then open the needle back 1.5 turns. High-speed Needle (See No.5) turns back about 1.25 turns. It is recommended that High-speed Needle be adjusted by the use of the tachometer to obtain the maximum speed and smooth accelerate and decelerate.
- 调整化油器高速油针时请注意：混合气调整过稀将导致发动机严重过热和火花塞烧毁。燃烧后火花塞的颜色应该是黄色,说明混合气浓度比较合适.
- **Caution: A lean gas mixing causes engine overheat and spark plug will burned. So please pay attention when you adjust the High speed needle. With a proper gas maxing, spark plus will appear to be yellow at the ignition point.**

3、发动机的启动 (Start-up the engine)

(1) 关闭风门(热车时可不关闭而直接启动)，加大油门,打开点火电源.

Step 1: Close the Choke (Start up directly if the engine remains warm) and turn on the ignition power supply with full throttle.

(2) 用力转动螺旋桨，（最好用启动棒）直到发动机发出爆炸声.发动机会运转1-2秒而自

动熄火。(首次启动或长时间不用可能需要转动多次螺旋桨)。

Step 2: Spinning the propeller hardly with a Start-up Stick or hand until explosive sound is heard. Engine will stop automatically as a result of a rich mixing gas. (The engine will need propeller spinning few times for the first start-up or Has not been used for while)

(3) 打开风门, 油门开至怠速或比怠速稍大一点, 启动发动机, 进入正常工作状态。

Step 3: Open the Choke to idle or little higher and start up the engine again referring steps 2.

(4) 热车启动: 打开风门, 油门开至怠速或比怠速稍大一点, 直接启动发动机。

Step 4: Start the engine directly if engine remines warm. Referring Steps 3.

四、发动机的保养 (MAINTENANCE OF THE ENGINE)

1、请使用清洁的92#汽油, 和机油的比例为30:1; 禁止不同厂家、牌号的润滑油混合使用, 否则将会引起化油器严重阻塞。

Please use the clean petrol 92#. The ratio of petrol and engine oil is 30:1; **Carburetor will be seriously obstructed if the engine oil be mixed up with from different manufacturers or brand.**


2: 发动机长时间低速运行, 可能导致火花塞积炭严重。

If the engine is running in an idle speed too long, spark plug might be serious carbonized.

3、随时检查油箱至化油器之间的管路, 不许有漏气情况。

Always check and secure the tube between the fuel tank and the carburetor, make sure there is no air leaking.

4、请特别注意: 在一定周期内清洁化油器里面的燃油滤网, 否则将引起油针调节失灵, 发动机工作不稳等情况。



NOTICE: Please clean the fuel filter in the carburetor periodically, otherwise failure occurs with needle adjustment and the engine may work unsteadily etc.

联系我们/Contact us

电话(TEL): 4001006090

传真(FAX): 086-0873-6131518

销售 (Sale): 086-13529826090

Http: www.dlpower.net

E-mail: dle@dlengine.com

地址: 中国云南省弥勒市弥勒工业区弥阳工业园

邮编: 652300

Address: MiYang Industrial Park Mile Industrial District Mile City, 652300, Yunnan Province, PR China

弥勒浩翔科技有限公司
Mile HaoXiang Technology Co.,Ltd